

Phonics and English Activity.

Learning objective: To read a sentence , understand it and match the correct picture to the correct sentence.

Phase 2 Pictures and Captions Matching Activity

Name: _____

Date: _____



•

•

pat a
dog



•

•

a cat in
a hat



•

•

a sad
man



•

•

a pin on
a map

Phase 2 Pictures and Captions Matching Activity

Name: _____

Date: _____



•

•

pack a pen
in a bag



•

•


a doll in
a cot



•

•

a cat and
a big fat
rat

The background of the cover is a colorful illustration of a child's room. At the top, a banner with the letters 'c d e f g h i j k l m' is strung across the wall. Below the banner, the title 'CVC Word Activity Booklet' is written in large, blue, sans-serif font. A white speech bubble with a cloud-like tail contains the text 'Name:'. In the foreground, three cartoon children are smiling: a boy with brown hair on the left, a girl with dark hair in the center, and a girl with orange hair in a braid on the right. The girl in the center has a 'twinkl' logo on her yellow shirt. The background includes a window with a blue awning, a bookshelf, a toy chest, and a yellow wall with a green apple and a cat's head.

CVC Word Activity Booklet

Name:

twinkl

CVC Word and Picture Matching Worksheets

10

ten



run



jam



hat

CVC Writing Word Activity Sheet



Read it



Say it

dig

Write it

dig dig




Fill the space




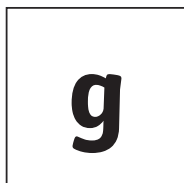
Colour in

dig

Spell it



Cut out



CVC Writing Word Activity Sheet



Read it



Say it

pop

Write it

pop pop



Fill the space



Colour in

--	--	--



pop

Spell it

--	--	--



Cut out




CVC Word and Picture Matching Worksheets



wig



bat



mix



pig


CVC Word and Picture Matching Worksheets



map



fin



van



mat

CVC Writing Word Activity Sheet



Read it

bed



Say it

Write it

bed bed



Fill the space

--	--	--

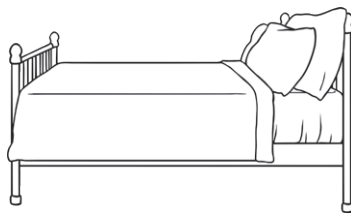


Colour in

bed

Spell it

--	--	--



Cut out

d

e

b

CVC Writing Word Activity Sheet



Read it



Say it

van

Write it

van van



Fill the space



Colour in

--	--	--

van

Spell it

--	--	--



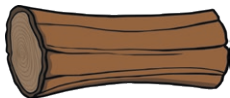
Cut out

a


v

n


CVC Word and Picture Matching Worksheets




bug



web



log



red

CVC Words Cut and Paste Worksheet: Mixed

8 + 2 = 10

cob



sun



sum



hot

CVC Words Wordsearch

s	i	t	o	j
r	z	k	s	u
p	e	t	z	g
i	u	j	a	m
y	e	b	o	x

pet

jam

jug

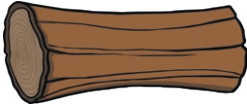
box

sit



Spelling Maze!

Draw lines between the right letters to spell out the word! Write your word on the lines at the end!



c


o

g

l

a

t



r


u

p

e

e

d



x

e

p

h

o

n



s

u

m

j

a

s



t

a

n

p

e

y

Read and Draw



Read the words and draw pictures to illustrate the words.

man

dog

van

bin

Read and Draw



Read the words and draw pictures to illustrate the words.

rat

hat

jam

wig

Spelling Maze!

Draw lines between the right letters to spell out the word! Write your word on the lines at the end!



c

o

n

x

a

t



r

u

p

e

i

n



x

i

p

m

o

g



s

u

e

b

w

s

10

t

o

n

d

e

y

Spelling Maze!

Draw lines between the right letters to spell out the word! Write your word on the lines at the end!



j

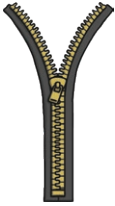
o

n

t

i

r



z

e

p

e

i

g



r

i

t

s

u

g



s

u

e

m

w

n

$$8 + 2 = 10$$

w

o

m

s

u

x

Read and Draw



Read the words and draw pictures to illustrate the words.

van

cap

bat

hen

Read and Draw



Read the words and draw pictures to illustrate the words.


pan

cat

tap

Spelling Maze!

Draw lines between the right letters to spell out the word! Write your word on the lines at the end!



j

i

n

f

u

r



l

e

x

e

o

g



r

e

f

f

u

g



b


a

e

m

w

p



w

o

b

f

e

x

Spelling Maze!

Draw lines between the right letters to spell out the word! Write your word on the lines at the end!



b

o

n

x

u

r



h

e

t

e

o

n



j


e

f

f

u

g



d

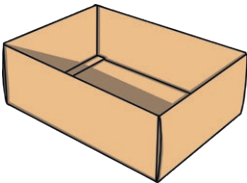
u

e

b

w

g



b

o

a

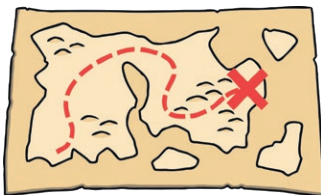
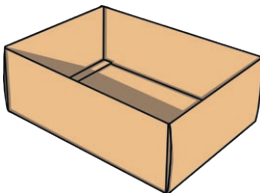

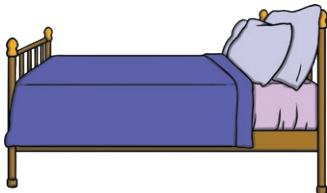
f

e

x

Spelling Maze!

Directions: Cut and paste the letters to make the word for the picture in the box.

p	b	a	o	m	t
s	d	b	e	i	x

Spelling Maze!

Directions: Cut and paste the letters to make the word for the picture in the box.



n

n

j

o

e

n

g

s

u

a

p

v

Spelling Maze!

Draw lines between the right letters to spell out the word! Write your word on the lines at the end!



m

o

n

x

a

r



v

a

f

o

t

n



w

e

f

p

r

n



d

j

e

a

i

g



f

o

y

d

e

g

CVC Writing Word Activity Sheet



Read it



Say it

bun

Write it

bun bun



Fill the space

--	--	--

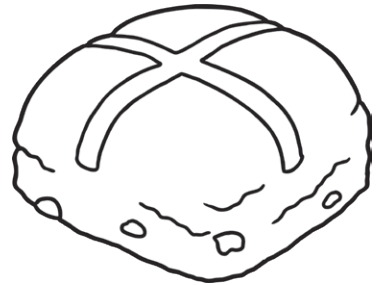


Colour in

bun

Spell it

--	--	--



Cut out

u

b

n