

PETS

Physical development-
Gross motor skills


Animal Yoga




At the end of the booklet are some poses you can try and copy that are based on animal poses. You may even try it with an adult. Remember to warm up and cool down at the end.

Reading- Paula the Vet by Julia Donaldson

https://www.youtube.com/results?search_query=story+time+Paula+the+vet+



Numbers- Counting
Feed the cat



Addition- Roll the dice feed the cat, roll again feed the cat how many fishes has the cat eaten altogether?


Please find sheet within the files.

Art- Birds



You will need: Toilet roll holders, glue feathers/tissues/ paints.

Writing- Pencil control



You can Find the sheet in the file.

Cooking-Paw biscuits.



**Recipe and method found
at the bottom of this
document.**



Animal Paw biscuits.

Time: 30 minutes plus 10 minutes baking **Serves:** 24 cookies approx.

PREHEAT THE OVEN TO 170C / 340F AND LINE YOUR BAKING TRAYS (AT LEAST 4) WITH GREASPROOF PAPER

Ingredients

225g (1 cup) unsalted butter, softened
200g (1 cup) Demerara sugar
150g (3/4 cup) caster sugar
2 eggs
½ tsp vanilla extract
400g (3 1/3 cups) plain/all purpose flour
½ tsp salt
2 ½ tsp bicarbonate of soda
100g (3/4 cup) dark chocolate.
To decorate
Large chocolate buttons
Small chocolate drops

METHOD

MIX THE BUTTER AND SUGAR TOGETHER UNTIL LIGHT AND FLUFFY.

ADD THE VANILLA EXTRACT AND ADD THE EGGS ONE AT A TIME.

MIX IN THE REMAINING INGREDIENTS UNTIL THE MIXTURE TURNS INTO A DOUGH

ADD THE SMALL CHOCOLATE BUTTONS AND MIX

USING A SPOON OR HAND FORM SMALL BALLS AND PLACE ONTO BAKING TRAY.

BAKE IN THE OVEN FOR 10 MINS.

ONCE THEY ARE OUT OF THE OVEN PLACE THE LARGE CHOCOLATE BUTTONS TO MAKE PAW PATTERNS ON EACH.

ENJOY!

Animal Yoga



BUTTERFLY



LADYBUG



CAT



DOG



ELEPHANT



FROG



KOALA



PEACOCK



GIRAFFE

Feed the Cat Counting Game

Directions:

















Cut out the cat and its mouth and attach it to a small round basket. Cut out the fish and number dice. Children will roll the dice, then count that amount of fish and feed them to the cat.



Fish Counters

Directions:

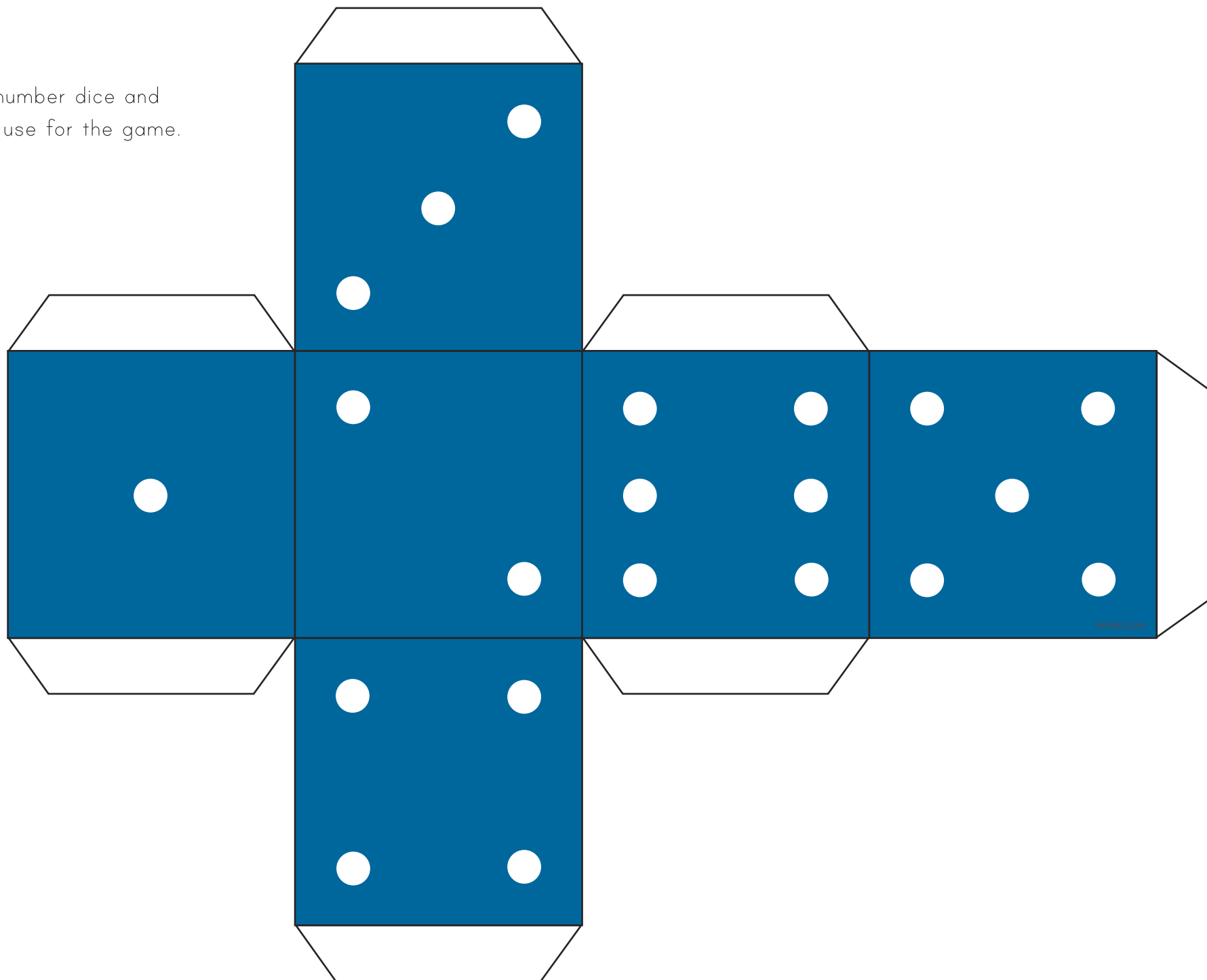
Cut out the fish and place them in a small container.



Number Dice

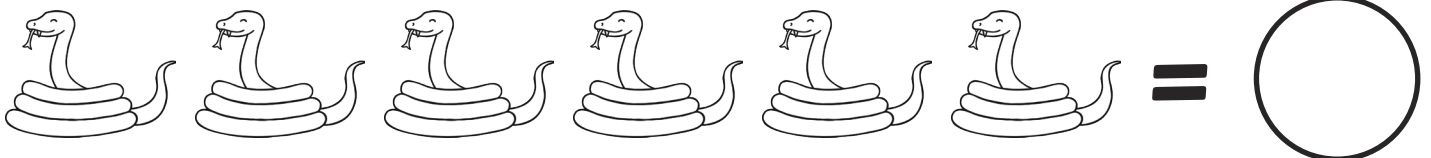
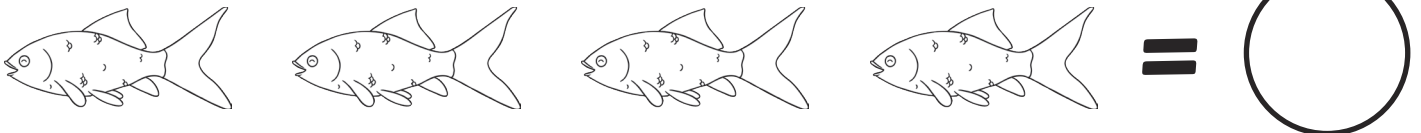



Directions:

Cut out the number dice and
assemble to use for the game.

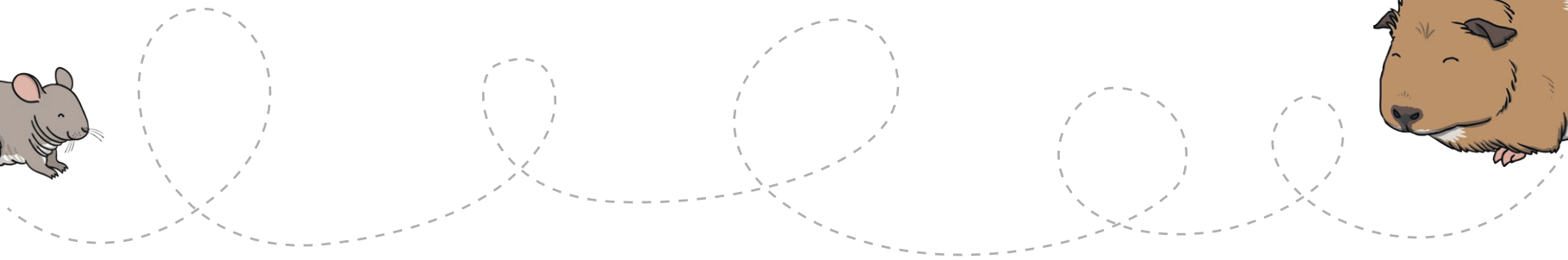


Pets Counting to 10



Write down the answers in the circles.




Pets




Pets



Pets



Pets



Pets



Pets



Pets

